

# Omnis Managed Portfolio Service

## - Defensive

February 2024

### Portfolio Objective

The Service is designed for an investor who is looking to minimise their exposure to risky assets for a short time frame.

- This might be someone who is looking to consolidate gains ahead of a specific objective or who is concerned about prevailing market conditions. As such, they will have a preference for outcomes that have a degree of certainty.
- While, they understand that the value of their investment could fall or rise, the level of these changes is likely to be lower than portfolios which invest more in risky assets (like global equities).
- They know that this is not a long-term holding for their investment as the value is likely to diminish in real terms over time.

The Service aims to improve total returns and actively manage short-term risks through increasing or decreasing holdings in asset classes and individual funds. These allocations are determined by the Omnis Investments Limited investment team, which benefits from full transparency of the funds' underlying investments and is controlled through a strict governance framework.

### Risk Range

The Openwork Partnership will risk-rate investors based on their answers to a number of questions and appropriate validation.

○ Limited risk ○ Cautious ○ Balanced ○ Adventurous ○ Speculative

This portfolio is risk-rated as Limited Risk

(Note that it is not designed to be held as a medium to long-term investment.)

### Launch Date

31 October 2019

### Yield

The anticipated yield for this portfolio is 2.80%

### Annual Management Charge

The annual management charge for this portfolio is 0.52%


### Ongoing Charges Figure

The Ongoing Charges Figure for this portfolio is 0.58%

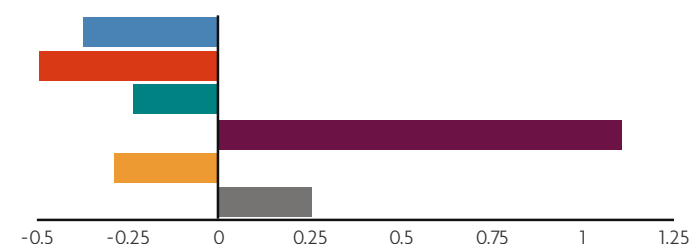
### Portfolio Holdings

Omnis UK All Companies Fund	4.40%
Franklin Templeton Investments	
Omnis Income & Growth Fund	4.84%
Jupiter Asset Management	
Omnis UK Smaller Companies Fund	0.39%
Franklin Templeton Investments & Fidelity International	
Omnis US Equity Leaders Fund	2.31%
T.Rowe Price	
Omnis European Equity Leaders Fund	1.00%
Fidelity International	
Omnis European Equity Opportunities Fund	0.80%
Barings	
Omnis Japanese Equity Fund	3.65%
Schroder Investment Management	
Omnis Asia Pacific (ex. Japan) Equity Fund	1.75%
Veritas Asset Management	
Omnis UK Gilt Fund	31.10%
Columbia Threadneedle Asset Management	
Omnis Sterling Corporate Bond Fund	4.05%
Columbia Threadneedle Asset Management	
Omnis Global Bond Fund	6.11%
Western Asset Management	
Omnis Strategic Bond Fund	9.62%
Fidelity International	
Omnis Diversified Returns Fund	13.65%
Fulcrum Asset Management	
Omnis Short-Dated Bond Fund	9.37%
AXA Investment Managers	
Omnis Absolute Return Bond Fund	6.70%
Hermes Investment Management	
Cash	0.26%

### Current Asset Allocation



### Overweight/underweight Position Relative to Strategic Asset Allocation



## Discrete Annual Performance (as at 31/01/2024)

	31/01/2023 31/01/2024	31/01/2022 31/01/2023	31/01/2021 31/01/2022	31/01/2020 31/01/2021	31/01/2019 31/01/2020
Portfolio	1.78%	-7.86%	-0.39%	3.52%	-

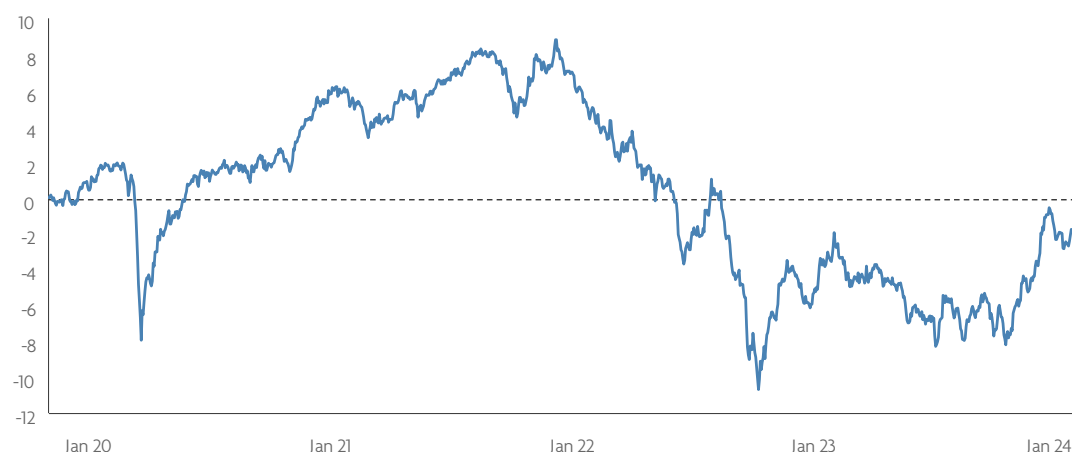
The above figures show the indicative performance of the portfolio, which includes all asset allocation trades. Your individual performance will depend on the date of your investment.

## The last 12 months...

When investing, it is always important to take a medium to long-term perspective. This is because shorter term periods can be much more volatile and deliver lower and sometimes negative returns, as illustrated by the rolling 12-month periods shown above.

Source: FE Analytics, total return bid-bid annualised (to 31 January 2024), after ongoing fund charges.

## Performance Since Launch (%)



1 Month	3 Months	6 Months	Year to date
-0.96%	5.85%	4.22%	-0.96%

1 Year	3 Years	5 Years	Since launch
1.78%	-6.58%	-	-1.93%

Source: FE Analytics, data to 31 January 2024. Chart shows performance over past 12 months. Table shows growth over different timeframes since launch.

**RISK WARNINGS AND OTHER IMPORTANT INFORMATION:** The Omnis Managed Portfolio Service is provided by Omnis Investments Limited, a member of the Openwork group of companies. Omnis Investments Limited is registered in England and Wales under registration number 06582314. This document was issued by Omnis Investments Limited. The Omnis Managed Investments ICVC and the Omnis Portfolio Investments ICVC are authorised Investment Companies with Variable Capital. The authorised corporate director of the Omnis Managed Investments ICVC and the Omnis Portfolio Investments ICVC is Omnis Investments Limited. Omnis Investments Limited does not offer investment advice nor make recommendations regarding investments. Potential investors are particularly advised to read the specific risks and charges applicable to the Funds which are contained in the Prospectus and Key Investor Information Documents (KIIDs). Omnis Investments Limited is authorised and regulated by the Financial Conduct Authority, 12 Endeavour Square, London E20 1JN and the Registered Office is: Auckland House, Lydiard Fields, Swindon, Wiltshire, SN5 8UB. Past performance is not a guide to future performance. The value of an investment and any income from it can fall as well as rise as a result of market and currency fluctuations. You may not get back the amount you originally invested.

